



# ENGINE DRIVEN END SUCTION CENTRIFUGAL

Water Systems

Sump & Sewage

Lawn & Sprinkler

Electric Motor  
Driven

Engine Driven

Frame Mount

Hand Pumps

Irrigation &  
Industrial

## NG SERIES

### END SUCTION CENTRIFUGAL PUMP

Close coupled configuration with the pump impeller threading directly onto the engine shaft. This design allows for a very compact product. Rugged cast iron construction makes them an excellent choice for turf or ag-irrigation applications.

**ENGINE** - Internationally known Briggs and Stratton Vanguard engine equipped with adjustable throttle engine controls. Equipped with 12 volt electric start and removable 5 gal fuel tank.


**SEAL** - Mechanical seals are self lubricating and have Buna-N bellows with brass and stainless steel hardware. Other seal materials such as Viton and stainless steel or tungsten carbide are available on special order.

**IMPELLER** - Made of cast iron, are dynamically balanced and are of enclosed design for maximum efficiency.

**CASING** - Thick walled durable cast iron casing is ideal for high pressure applications.

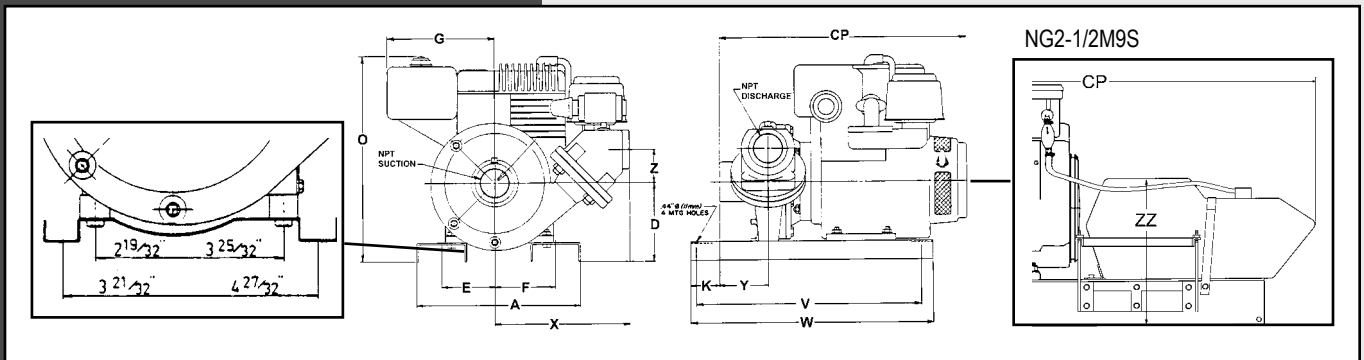
**WEAR RINGS** - Wear rings are bronze and are easily replaceable.

**SHAFT SLEEVE** - Zinc plated shaft sleeves are provided to help protect shaft from corrosion.

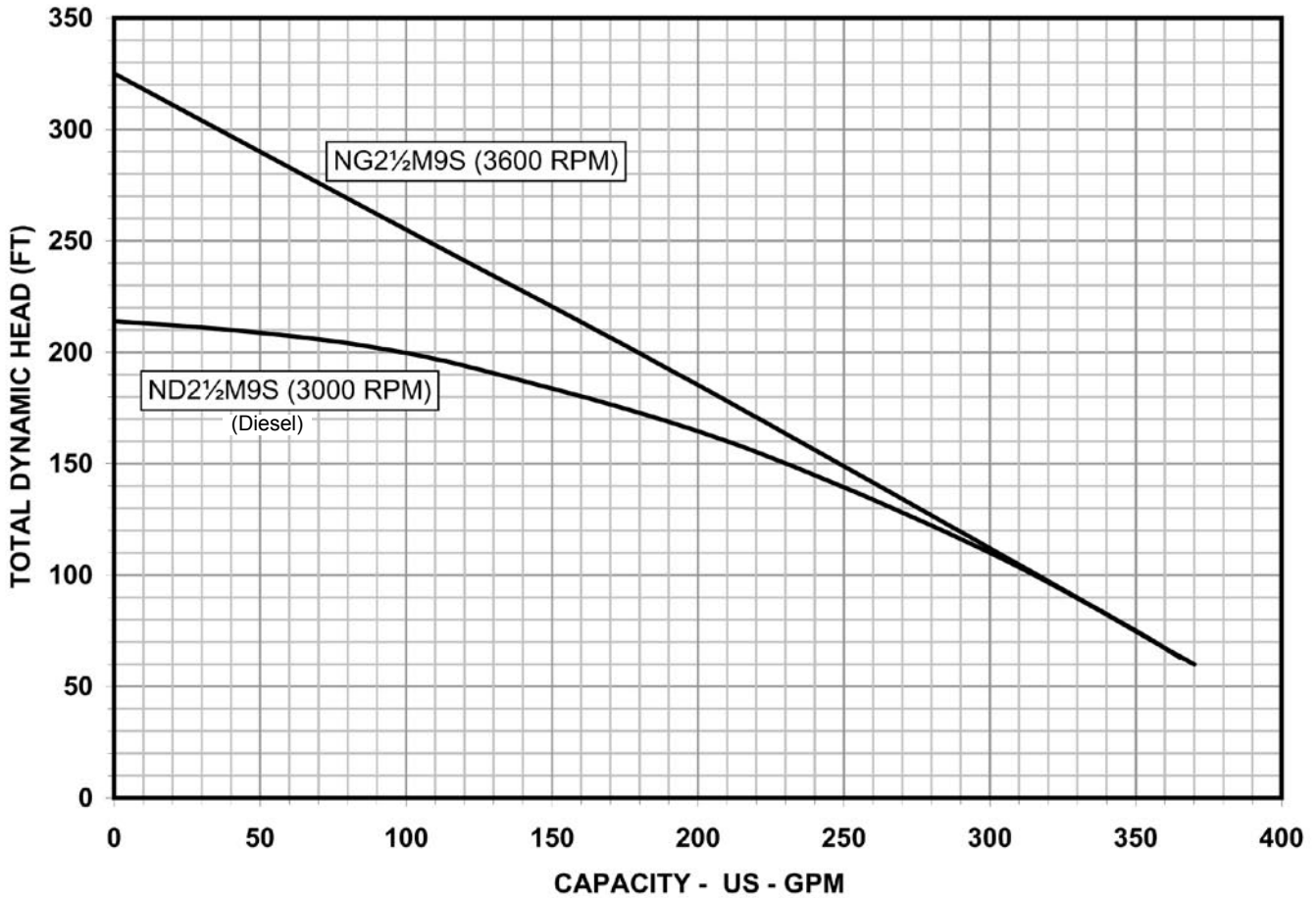


Model	HP	Suction (NPT)	Discharge B (NPT)	CP	D	G	O	W	Z	ZZ
NG2-1/2M9S	18	3	2 1/2	45.50	10.84	12.62	22.41	35.00	3.00	12.75

\*Dimensions measured in inches



# ENGINE DRIVEN END SUCTION CENTRIFUGAL



Performance Chart								
Model No.	Discharge Pressure in PSI at 5 ft. Lift							
	20	30	40	50	60	70	80	90
	Capacities in U.S. GPM							
NG2-1/2M9S-18V	353	337	300	263	225	193	156	118
ND2-1/2M9S-18L	353	337	300	263	220	180	130	0

NG Series - Gas Engine Driven							
Model No.	Order No.	Suction & Discharge	HP	Ship Wt. (lbs.)	Fuel Tank Capacity	Engine Description	Low Oil Shut-off
NG2-1/2M9S-18V	614228	3" x 2 1/2"	18	299	5 gal.	B&S Vanguard (12 volt electric start)	YES
ND2-1/2M9S-18L-ES	614218	3" x 2 1/2"	18	330	1.85 gal.	Lombardini Diesel Engine	NO

Note: Battery and cables not included.

Water Systems

Sump & Sewage

Lawn & Sprinkler

Electric Motor Driven

Engine Driven

Frame Mount

Hand Pumps

Irrigation & Industrial